

# SEGMENTS / PRECISION TOOL ROOM CUT-OFF

SEGMENTS / PRECISION TOOL ROOM CUT-OFF

## Segments Courtland, Norton, and Blanchard Shapes

For horizontal spindle, rotary and reciprocating tables use wheels T-1, T-5, and T-7.

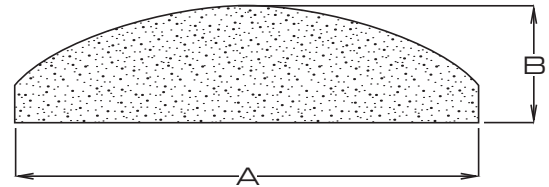
- 29A/DA - Semi-friable mixed premium aluminum oxide - general purpose work.
- 83A/WA - Friable white aluminum oxide - fast stock removal.
- AZP - Premium blue aluminum oxide with bond designed for HSS for cool cutting.

### SEGMENTS

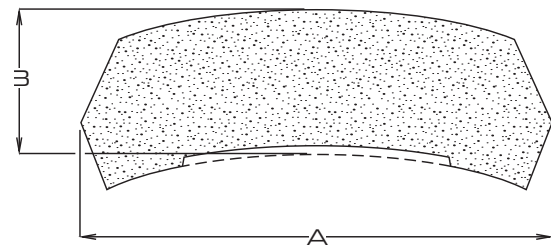
UPC#	SPEC.	CARTON	UNIT
<b>11-1/4 x 2-1/4 x 6 - Courtland Shape</b>			
<b>34094</b>	CD22-6 83A30-E12-V	5	10
<b>34096</b>	CD22-6 83A30-G12-V	5	10
<b>7-1/4 x 1-7/8 x 7 - Courtland Shape</b>			
<b>34101</b>	CD30 83A30-D12-V2	10	20
<b>34103</b>	CD30 83A30-G12-V2	10	20
<b>5 x 1-1/2 x 6 - NORTON Shape</b>			
<b>34107</b>	NO22 AZP30-F12-VPB	10	20
<b>34108</b>	NO22 AZP30-H12-VPB	10	20
<b>7-1/16 x 1-3/4 x 6 - Blanchard Shape</b>			
<b>34113</b>	BL18 83A30-J12-V	6	12

Items in gray are being discontinued and then available as a special make item only.

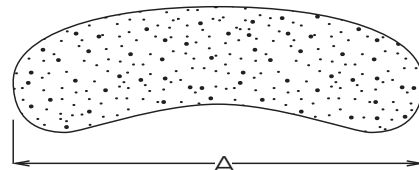
### Cortland Segment Shape CD



### Norton Segment Shape NO



### Blanchard Shape Segments

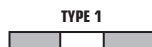


## Precision Tool Room Cut-Off Wheels (Non-Reinforced)

### Wheels rated 63 m/s

- Used on stationary grinders (Bench or Surface Grinders).
- These wheels must only be used where the work is held tightly and the wheel operates on a controlled cutting surface with no movement.
- Applications that require twisting or lateral stresses must use a reinforced wheel.

### 7" Cut-Off Wheels



6700 RPM

UPC#	SIZE	SPEC.	CARTON	UNIT
<b>35529</b>	7 x 1/32 x 1-1/4	A60-M8-B2	25	50
<b>35530</b>	7 x 1/16 x 1/2	A60-M8-B2	25	50
<b>35539</b>	7 x 1/8 x 1-1/4	A60-M8-B2	25	50



**While Supplies Last**